

Clatsop Housing Solutions Conference

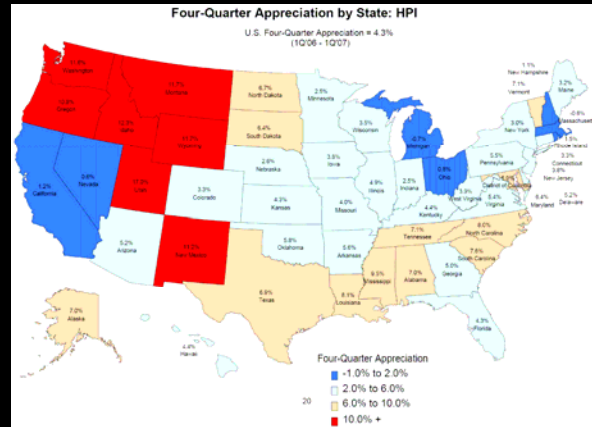
Clatsop County Housing Research

Crystal Weston

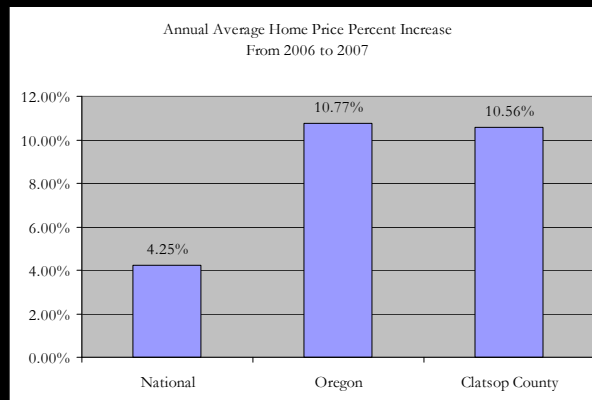
Housing Prices



Oregon Housing Prices



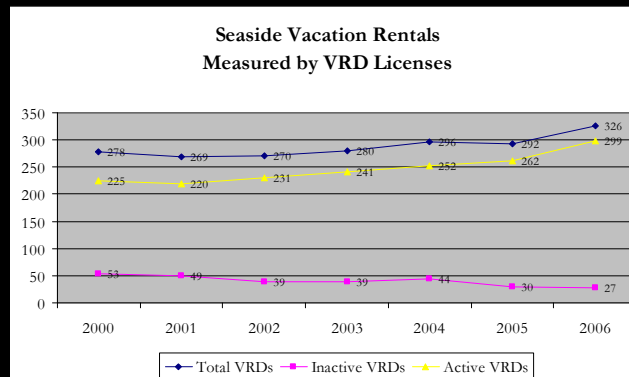
Clatsop County Home Prices




Population Increases



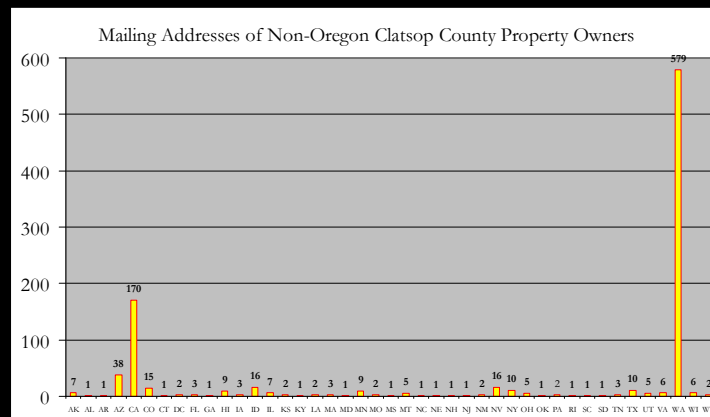
Vacation Rentals



Second Homes



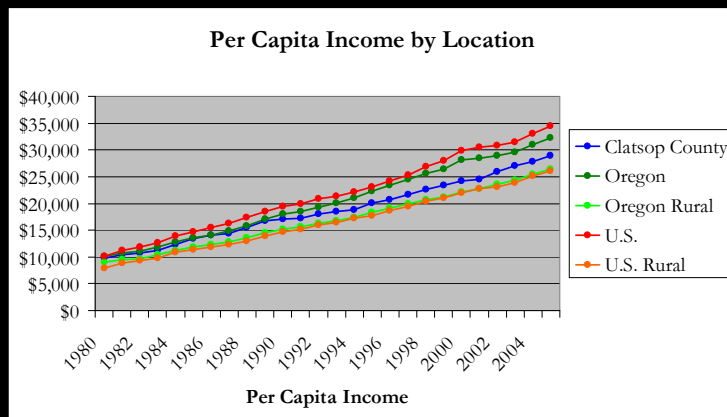
Owners of Second Homes



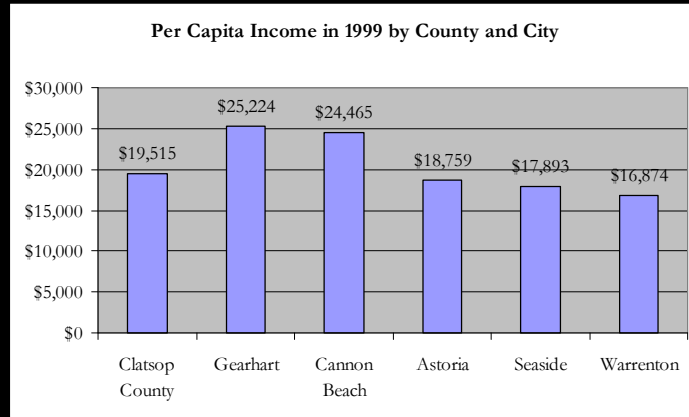
Wages



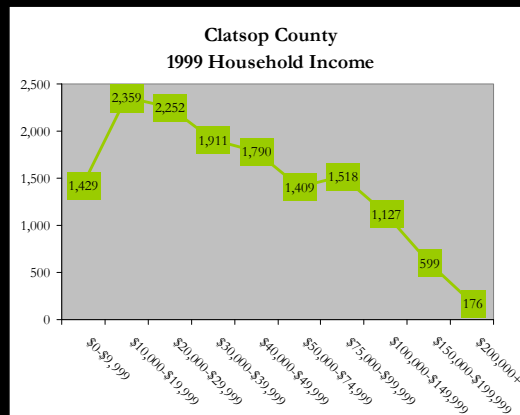
Per Capita Income



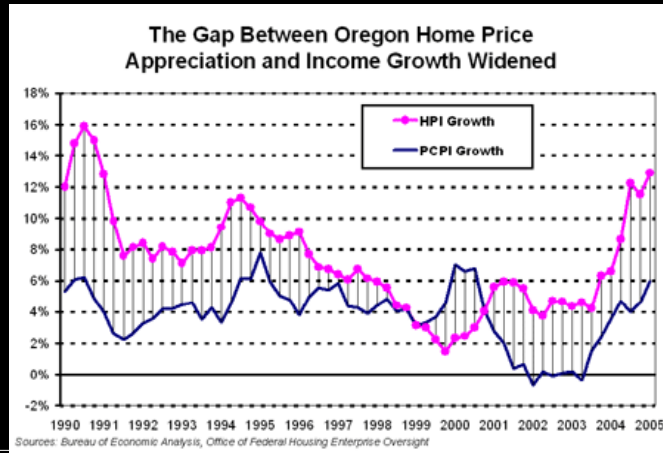
Per Capita Income by City



Household Income



Home Appreciation & Income



Family Budget



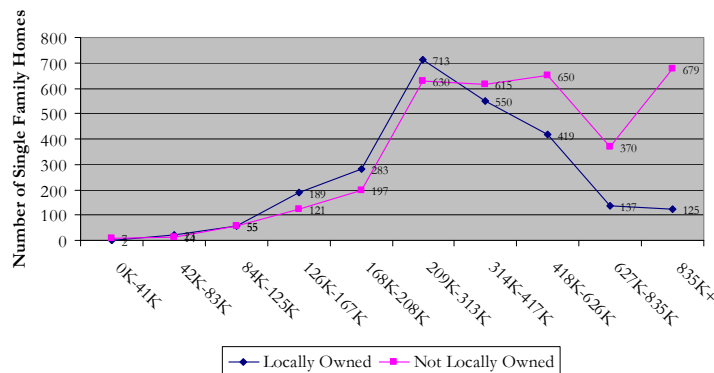
Units Needed According to Clatsop County Population Characteristics

Clatsop County Housing Units Needed by Income Group: Rental or Home Purchase

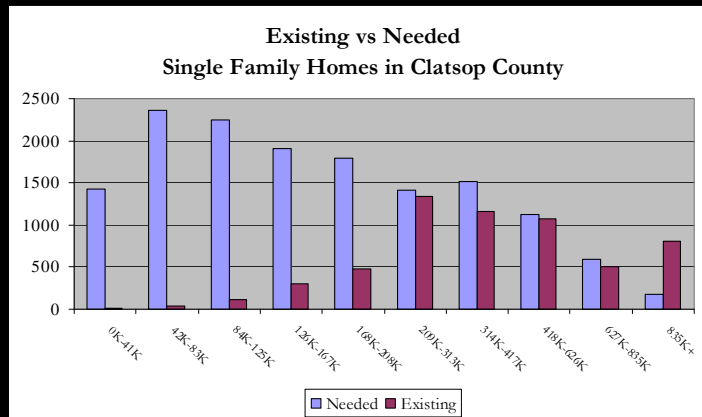
Annual Income Range	Affordable Monthly Rent or Home Price (30% of Income)		Number of Households
	Monthly Rent or House Payment	Home Price	
\$0 - \$9,999	\$0 - \$278	\$0 - \$41,000	1,429
\$10,000 - \$19,999	\$278 - \$555	\$42,000 - \$83,000	2,359
\$20,000 - \$29,999	\$556 - \$833	\$84,000 - \$125,000	2,252
\$30,000 - \$39,999	\$834 - \$1,111	\$126,000 - \$167,000	1,911
\$40,000 - \$49,999	\$1,112 - \$1,388	\$168,000 - \$208,000	1,790
\$50,000 - \$74,999	\$1,389 - \$2,083	\$209,000 - \$313,000	1,409
\$75,000 - \$99,999	\$2,084 - \$2,777	\$314,000 - \$417,000	1,518
\$100,000 - \$149,999	\$2,778 - \$4,166	\$418,000 - \$626,000	1,127
\$150,000 - \$199,999	\$4,167 - \$5,555	\$627,000 - \$835,000	599
\$200,000+	\$5,555 +	\$835,000 +	176
Total Households			14,741

Existing Single Family Homes

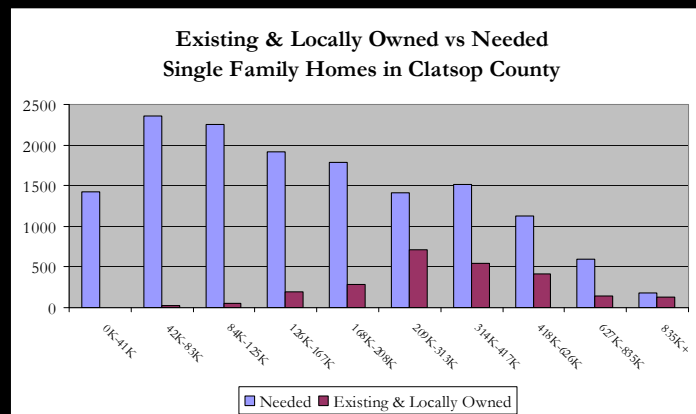
Clatsop County Property Values



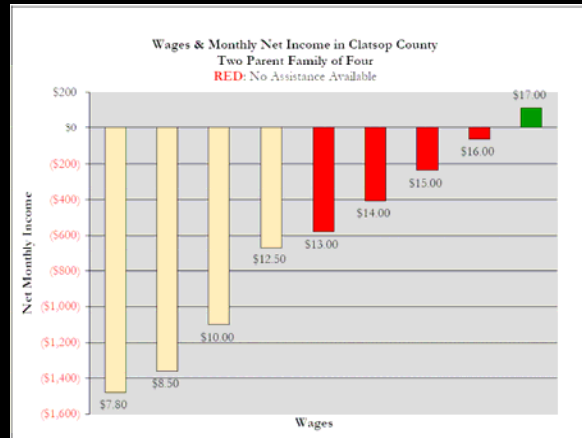
Existing vs. Needed Single Family Homes



Existing & Locally Owned vs. Needed Single Family Homes




Clatsop County Families: In the Red



“In the long run,
we are all dead.”

-Economist John
Maynard Keynes



Questions?

For more information or to download the full report, go to:

www.cat-team.org or call (503) 325-8098.